

Surface-mounted luminaire - Silky matt MIRO® micro-parabolic louvres - direct distribution

Sheet steel housing, compact rectangular cross section, installation height 40 mm; prepared for fixing of end faces or luminaire connectors made of steel. Housing colour traffic white RAL 9016; Light distribution direct distribution by means of Silky matt MIRO® micro-parabolic louvres of aluminium, Reflectivity-enhanced, with low installation height cross blades, self-engaging, continuous effect of louvres with light run installation. $65^\circ < 1500 \text{ cd/m}^2$ according to current standard DIN-EN 12464-1, UGR (4H/8H) 20.9. Electrical connection via 3-pole connection terminal with plug-in contacts.. Required accessories: please order end faces, connectors and through-wiring separately according to luminaire arrangements.

CHARACTERISTICS

Order number	60401024160
EAN number	4020863306558
Commodity code	94051190
Certification mark	IP 20, Protection class I, VDU 65° < 1500, ENEC10 VDE, F, Indoor, CE
Impact resistance (IK rating)	IK03
Ambient temperatur	ta 25°C
Warranty period	5 years
State funding programs	BEG - Federal funding for efficient buildings (valid only for Germany)

ELECTRICAL ENGINEERING

Controller	Electronic driver (1 pcs.)
System output	28W
Mains voltage	230V/50Hz
Energy efficiency class/light source	C

LIGHTING TECHNOLOGY

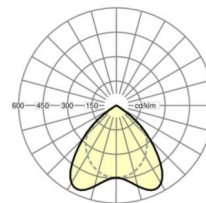
Placement	LED, Colour rendering/Light colour CRI $\geq 80 / 4000\text{K}$
Colour tolerance (MacAdam)	3SDCM
Nominal luminous flux	3418lm
LED service life	50000h L80/B10 (Tq 25°C)
Luminaire luminous efficiency	120lm/W
UGR lat./long.	20.9 / 20.2

MECHANICS

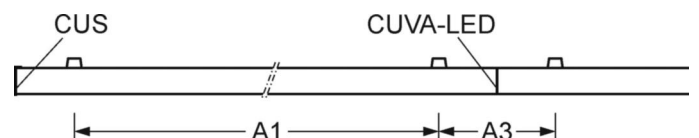
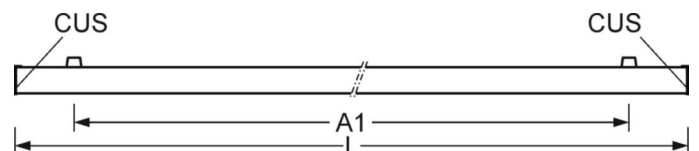
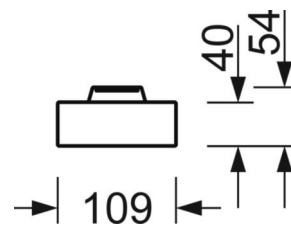
Housing colour	traffic white RAL 9016
Dimensions (LxWxH/DxH)	1179mm x 109mm x 54mm
Weight (net)	2.586kg
Cable entry KE (X/Y)	0mm/33mm
Type of installation	Ceiling-mounted single installation, Ceiling-mounted trunking installation, Pendant individual mounting, Pendant light strip mounting, Pendant light structure, Ceiling-mounted light structure, Pendulum mounting rail assembly on chain, Ceiling-mounted mounting rail installation, Ceiling-mounted mounting rail installation on T-system

DEEP-LINK

<https://www.regiolum.de/en/article/60401024160>



Reference	LED 3400lm 840
η_{LB}	100 %
$\Phi \downarrow/\uparrow$	100 % / 0 %
UGR lat./long.	20.9 / 20.2
VDU	$65^\circ < 1500\text{cd/m}^2$



Dimensions

L	1179 mm	Length
B	109 mm	Width
H	54 mm	Height
A1	900 mm	Mounting distance single mounting
A3	276 mm	Mounting distance between luminaires in a light run arrangement
X	0 mm	Distance cable infeed to the center of the luminaire on the X-axis
Y	33 mm	Distance cable infeed to the center of the luminaire on the Y-axis
